

**GET READY TO DO GOOD**

# How to Create a Besa x CCoC Account

1. Scan the QR code or visit [impact.besa.org](http://impact.besa.org).
2. Click Sign Up in the top right and fill out the information.
3. Create a login and password and click Finish Sign Up.
4. Once you get the Success! screen, check your email to verify your account.

You now have a Besa account! You can browse volunteer opportunities, sign up for shifts, and track your impact.






**SCAN TO  
CREATE AN  
ACCOUNT!**

#### **Questions?**

Contact your Besa Volunteer Coordinator  
Ian Fountain | [ifountain@besa.org](mailto:ifountain@besa.org)

**LET'S DO GOOD, TOGETHER.**

   966 S High St | Columbus, OH 43206 | 614.363.2315 | [Besa.org](http://Besa.org)



**COLUMBUS**  
CHAMBER  
OF COMMERCE

## GET READY TO DO GOOD

# How to Sign Up for a Volunteer Shift




1. Make sure you are logged into your account.
2. Go to the shift page link shared with you or browse available shifts.
3. Click on the project you're interested in.
4. Review the shift details:
  - Date and Time
  - Location
  - Shift Details (attire, parking, what to bring)
4. Click "Sign Up."
5. You'll receive a confirmation email with all of the details, including parking and arrival instructions.

You're officially signed up! You can view all your upcoming shifts anytime under "My Profile" > "Upcoming Shifts."

### Questions?

Contact your Besa Volunteer Coordinator  
Ian Fountain | [ifountain@besa.org](mailto:ifountain@besa.org)

LET'S DO GOOD, **TOGETHER.**

   966 S High St | Columbus, OH 43206 | 614.363.2315 | [Besa.org](http://Besa.org)



**COLUMBUS**  
CHAMBER  
OF COMMERCE